

Grey Block Product Guide



Conventional Grey Blocks

Product Features

- › Sturdy and economical
- › Over 50% basalt content
- › Suitable for a large range of projects
- › Structural Lightweight Block (7MPa/15)
- › Complete building system which includes a range of fractions for many applications
- › Manufactured using over 30% recycled materials

Unique Design Features

- › Biscuit-less knout out
- › Light weight
- › Grab points for easy handling
- › Channel in control joint - saving time and wastage

Applications

- › Concrete block homes and vertical block walls
- › Basement and carpark walls
- › Retaining walls, garden walls and fences
- › Commercial and industrial walls
- › Party walls – unit separation walls

- ✓ Fire & sound rated masonry
- ✓ High slenderness ratio
- ✓ Ease of rendering
- ✓ Structural lightweight masonry (15MPa) - using industrial by-products

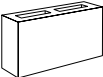



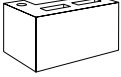
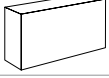
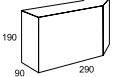
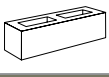
















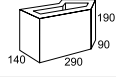




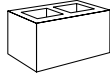
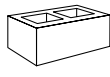



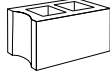

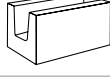

STRONG FUNCTIONAL & DURABLE

Grey Blocks are the fundamental component of concrete construction in the building industry. As a strong, functional and durable option, the grey block can be used in many applications for both residential and commercial projects. Available in smooth, split face, Quikblock® (Perp-Free Block) and render series. We have worked closely with the building industry and block layers to develop unique block designs. Many ideas have been developed to make our products easier to use - saving block layers, builders and DIY block user's time and money.


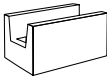
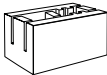


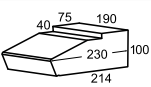
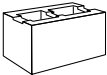
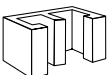

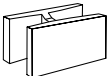
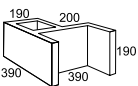
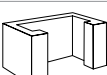
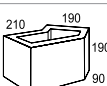
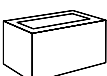
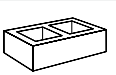
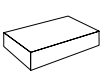
A RANGE OF UNITS TO MEET ALL YOUR MASONRY REQUIREMENTS


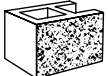



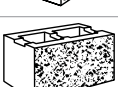
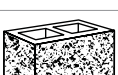

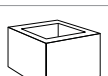


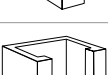
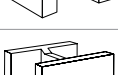
Apex Masonry manufactures a range of masonry bricks and blocks complying with the requirements of the Australian Standard AS/NZS4455.1:2008 tested under AS4456:2013. This range has been designed as all-purpose units to meet all your masonry site requirements. These masonry units are not only lightweight and loadbearing but also achieve high fire rating and sound as well as having many other attributes.

100MM SERIES		
CODE	PRODUCT	DESCRIPTION
10.01		Standard 390 x 90 x 190
10.02		Three Quarter 290 x 90 x 190
10.03		Half 190 x 90 x 190
10.04		Quarter 90 x 90 x 190
10.25		Corner Return
10.31		Solid 390 x 90 x 190
10.739		45 Degree Squint
10.71		Half Height Std 390 x 90 x 90
150MM SERIES		
CODE	PRODUCT	DESCRIPTION
15.01		Standard 390 x 140 x 190
15.02		Three Quarter 290 x 140 x 190
15.03		Half 190 x 140 x 190
15.04		Quarter 90 x 140 x 190
15.09		Full Control Joint 390 x 140 x 190
15.10		Half Control Joint 390 x 90 x 190
15.12		Lintel 390 x 140 x 190
15.26		Three Quarter Lintel 190 x 140 x 290
15.20		Knock Out 390 x 140 x 190
15.22		7/8 Closure 340 x 140 x 190

150MM SERIES		
CODE	PRODUCT	DESCRIPTION
15.25		Corner Return
15.42		Channel 390 x 140 x 190
15.45		E Block 390 x 140 x 190
15.48		H Block 390 x 140 x 190
15.739		45 Degree Squint
15.71		Half Height Standard 390 x 140 x 90
15.745		Louvre Block 390 x 140 x 190
15.939	 *Designs may vary	Breeze Block 390 x 140 x 190
15.31C		Cap 390 x 140 x 40
200MM SERIES		
CODE	PRODUCT	DESCRIPTION
20.01		Standard 390 x 190 x 190
20.01-100		140mm High 390 x 140 x 190
20.02		Three Quarter 290 x 190 x 190
20.03		Half 190 x 190 x 190
20.04		Quarter (10.03) 90 x 190 x 190
20.09		Full Control Joint 390 x 190 x 190
20.10		Half Control Joint 190 x 190 x 190
20.12		Lintel 390 x 190 x 190
20.13		Half Lintel 190 x 190 x 190

*All sizes are in mm

200MM SERIES		
CODE	PRODUCT	DESCRIPTION
20.18		Deep Lintel 190 x 190 x 390
20.20		Knock Out 390 x 190 x 190
20.21		Corner Knock Out 390 x 190 x 190
20.22		7/8 Closure 390 x 190 x 190
20.25		Three Quarter Lintel 190 x 190 x 190
20.38		Half Height Sill
20.42		Channel 390 x 190 x 190
20.45		E Block 390 x 190 x 190
20.45A		E Block Tile (Fits 150, 200, 300mm)
20.45S		E Block Spring
20.48		H Block 390 x 190 x 190
20.60		Bonded Pier
20.61		C Block 390 x 190 x 190
20.739		45 Degree Squint
20.925		Single Core 390 x 190 x 190
20.71		Half Height Standard 390 x 190 x 90
50.31C		Cap 390 x 190 x 40

200MM SERIES SPLITFACE (GREY)		
CODE	PRODUCT	DESCRIPTION
20.121		Standard 390 x 190 x 190
20.122		Three Quarter 290 x 190 x 190
20.123		Half 190 x 190 x 190
20.127		Half Height Standard 390 x 190 x 90
20.113		Lintel 190 x 190 x 190
20.142		Channel 390 x 190 x 190
20.139		Corner Return 390 x 190 x 190
300MM SERIES		
CODE	PRODUCT	DESCRIPTION
30.01		Standard 390 x 290 x 190
30.02		Three Quarter 290 x 290 x 190
30.03		Half (20.02) 190 x 290 x 190
30.04		Quarter (10.02) 90 x 290 x 190
30.45		Cleanout 390 x 290 x 190
30.48		H Block 390 x 290 x 190

*All sizes are in mm

MADE TO ORDER - UP TO 40MPA BLOCKS

Working closely with engineers, developers, builders and block layers we can manufacture up to 40mPa blocks to order. On some projects, engineers rely on the strength of the blockwork as well as reo-bar and core fill to increase the strength of a wall. Testing certificates can be provided for the extra strength blocks. Up to 40mPa blocks have a unique design point so that onsite personnel can establish the difference between strength of blocks used in a wall or stored onsite.

Quikblock®

- ✓ Perp-Free
- ✓ Lightweight
- ✓ Fast and efficient
- ✓ Compressive strength of 15MPa

Product Features




- › Quick and easy to install (up to 25% faster).
- › Save on mortar required (less mortar in clean out area).
- › Only 3 components - no clips required.
- › Mortar is only required on horizontal joints - this allows for levelling.
- › Can be used with conventional blocks.
- › Easy to install.






Quikblock® Design Features

- › Taper at bottom of centre web, acting as a grab point – easy to pick up and easy on hands.
- › Knock out grooves in core of blank ends to allow reinforcement steel to go around corners.
- › Keyed ends of blocks designed such that the block can be laid any direction - 180° around.
- › Can be laid stack bond to allow for large voids to align giving greater engineering strengths.
- › Design shape of top and bottom of block decreases volume of mortar and prevents mortar from falling down inside of block – giving greater engineering.
- › Bolster lines / points down inside of wings – flexibility of block length.
- › Each block keys with corresponding block forming a joint where no mortar is required.

This block wall system comprises of three modular components which clip together - eliminating the need for mortared perpendicular joints. When reinforced and core-filled, Quikblock® is ideal for load bearing walls, retaining walls and fences. This block can also be used for non-load bearing walls (but must be core filled). This system eliminates the need for vertical mortar joints which speeds up the block laying process - up to 25% faster than standard conventional methods. This light weight block reduces injury risks and OH&S claims. Quikblock® has a compressive strength of 15MPa and complies with Australian Standards AS / NZS 4455. Engineer report available on request.

QUICKBLOCK® 150MM SERIES		
CODE	PRODUCT	DESCRIPTION
PF. 1548		H Block 400 x 140 x 190
PF. 1521		End Block 400 x 140 x 190
PF. 1503		Half Block 200 x 140 x 190

QUICKBLOCK® 200MM SERIES		
CODE	PRODUCT	DESCRIPTION
PF. 2048		H Block 400 x 190 x 190
PF. 2021		End Block 400 x 190 x 190
PF. 2003		Half Block 200 x 190 x 190

*All sizes are in mm



RenderBlock

Concrete Render Block

- › Manufactured using 40% recycled product.
- › Light weight- Fast and efficient construction for veneer walling and non-load bearing partition walls.
- › Double brick height for quicker laying times.
- › Special surface for efficient application of cement render and texture coatings.
- › Large side surface area overall with less mortar joints, so therefore less render is required and is more cost effective.
- › Conbrick - Can be used with 12.230 Render Block as a half height and sill bricks.

Product Features

- › Always Square
- › Grab point for easy handling
- › Easy to Render
- › Light weight

RENDER SERIES		
CODE	PRODUCT	DESCRIPTION
12.230		Double Height 230 x 110 x 162
CONBRI		Single Height 230 x 110 x 76

*All sizes are in mm



Our Products

ENVIRONMENTAL RESPONSIBILITY

Apex Masonry is committed to sustainable solutions for the building industry. Our response is proactive and is in view of showing our responsibility for the shaping of sustainably built environments. Research by staff and owners of Apex Masonry is continually being undertaken across all aspects of sustainable initiatives.

RAW MATERIALS

Many aggregates used to manufacture Apex Masonry's Grey Blocks are by-product materials. By using these products, it requires less quarrying of natural sand or stone, which reduces environmental impact, improves energy efficiency and provides a greener future for our globe. No beaches or river beds are disturbed and cement usage is minimised.

EMISSIONS

Apex Masonry's Grey Block range is kiln-cured, with some steam added for even curing. But unlike clay masonry the heat is kept low. Grey masonry units considerably lighter than standard concrete masonry. Therefore, this reduces emissions associated transporting the product.

DURABILITY

Masonry buildings last for well over 100 years. They require less maintenance, and can be adapted for re-use, having a lesser impact on the environment.

NATURAL COLOUR VARIATION

Please be aware that Apex Masonry Grey Blocks are made from natural raw materials and colour variation can occur. These variations can be caused by such things as raw material colour, moisture, and the length of time a product has been stored, etc. Considering this, Apex Masonry does not guarantee that all products will be the same colour or shade. If your project requires "face" blockwork, please talk to your sales representative before placing your order so we can endeavour to colour match, or manufacture the product specifically for your projects requirements.

OUR CUSTOMER SERVICE PROMISE

- 1 Respond to all customer enquiries within 30 minutes during business hours.
- 2 Replace any damaged or broken products.*
- 3 Always available to answer your calls, even outside business hours
– 24 hours / 7 days.*
- 4 Free delivery on all products.*
- 5 48 hours or better delivery turnaround to the following regions:
Hervey Bay, Maryborough, Bundaberg, Gladstone, Gympie,
Sunshine Coast, Brisbane & Gold Coast.*

*Conditions Apply





FREE PALLET COLLECTION

For free pallet collection service call
1300 781 620 or lodge a pick up online at
www.apexmasonry.com.au or drop
pallets back to place of purchase.

BayRidge®, Trendstone®, LeMode®,
Leda™, Sierra®, Centro®, Cosmo™,
Adra™, Classic Wall®, Colonial Stone®,
Quikblock® and MaxiPave® are registered
Trademarks.



P 1300 781 620

F 07 4121 7170

E sales@apexmasonry.com.au

17 Industrial Avenue
Maryborough Q 4650

apexmasonry.com.au