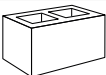



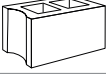

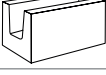

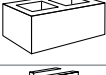

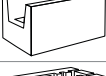
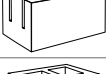
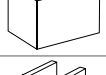

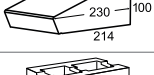
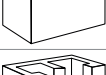
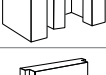

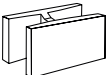
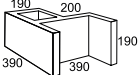
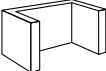
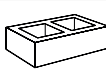

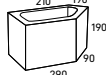
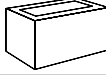











Grey Block

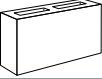


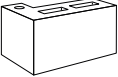
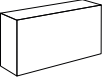
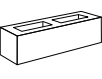













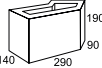
Product List




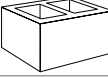




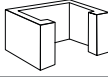
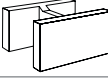
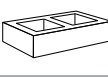

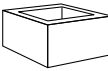


200MM SERIES - 8 INCH				
CODE	PRODUCT	DESCRIPTION	NO. PER PALLET	WEIGHT (KG)
20.01		Standard 390 x 190 x 190	108	9.5
20.02		Three Quarter 290 x 190 x 190	144	7.73
20.03		Half 190 x 190 x 190	180	6.03
20.04		Quarter (10.03) 90 x 190 x 190	360	5.2
20.09		Full Control Joint 390 x 190 x 190	108	14.9
20.10		Half Control Joint 190 x 190 x 190	180	9.4
20.12		Lintel 390 x 190 x 190	108	19.23
20.13		Half Lintel 190 x 190 x 190	180	8.16
20.140		140 High 390 x 190 x 140	144	11
20.18		Deep Lintel 190 x 190 x 390	108	12.5
20.20		Knock Out 390 x 190 x 190	108	9.83
20.21		Corner Knock Out 390 x 190 x 190	108	9.41
20.22		7/8 Closure 340 x 190 x 190	126	12.6
20.25		Three Quarter Lintel 190 x 190 x 290	144	10
20.38		Half Height Sill 230 x 110 x 162	240	5.57
20.42		Channel 390 x 190 x 190	108	9.32
20.45		E Block 390 x 190 x 190	108	10.3
20.45A		E Block Tile (Fits 150, 200, 300mm)	384	3.84
20.45S		E Block Spring	-	-
20.48		H Block 390 x 190 x 190	108	10.7
20.60		Bonded Pier 390 x 190 x 190	60	17.9
20.61		C Block 390 x 190 x 190	108	11.62

200MM SERIES - 8 INCH - Cont'd				
CODE	PRODUCT	DESCRIPTION	NO. PER PALLET	WEIGHT (KG)
20.71		Half Height Standard 390 x 190 x 90	180	6.22
20.72		Three Quarter 290x190x90mm	180	6.22
20.739		45 Degree Squint	90	10.2
20.925		Single Core 390 x 190 x 190	90	14.93
50.31C		Cap 390 x 190 x 40	288	5.71
QUICKBLOCK® 150MM SERIES				
CODE	PRODUCT	DESCRIPTION	NO. PER PALLET	WEIGHT (KG)
PF. 1548		H Block 400 x 140 x 190	120	11.34
PF. 1521		End Block 400 x 140 x 190	120	11.72
PF. 1503		Half Block 200 x 140 x 190	240	4.8
QUICKBLOCK® 200MM SERIES				
PF. 2048		H Block 400 x 190 x 190	108	12.1
PF. 2021		End Block 400 x 190 x 190	108	13.89
PF. 2003		Half Block 200 x 190 x 190	180	7.52
RENDER SERIES				
CODE	PRODUCT	DESCRIPTION	NO. PER PALLET	WEIGHT (KG)
12.230		Double Height 230x 110 x 162	250	5.71
CONBRI		Single Height 230 x 110 x 76	400	3.64
ACCESSORIES				
CODE	DESCRIPTION		NO. PER PALLET	WEIGHT (KG)
BRLOAM	Brickies Loam Bagged 1m ³		1 Bag	1200
BRLOAM-WH	White Brickies Loam Bagged 1m ³		1 Bag	1200
CEMGP20	Grey Cement - General Purpose Bagged 20kg		80 Bags	20
CEMWH20	White Cement - General Purpose Bagged 20kg		80 Bags	20

*All sizes are in mm

100MM SERIES - 4 INCH				
CODE	PRODUCT	DESCRIPTION	NO. PER PALLET	WEIGHT (KG)
10.01		Standard 390 x 90 x190	180	9.39
10.02		Three Quarter 290 x 90 x190	240	8.1
10.03		Half 190 x 90 x190	360	4.3
10.25		Corner Return	120	13.12
10.31		Solid 390 x 90 x190	144	12.4
10.71		Half Height Std 390 x 90 x 90	390	4
150MM SERIES - 6 INCH				
CODE	PRODUCT	DESCRIPTION	NO. PER PALLET	WEIGHT (KG)
15.01		Standard 390 x 140 x 190	144	11.47
15.02		Three Quarter 290 x 140 x 190	192	8.9
15.03		Half 190 x 140 x 190	240	5.75
15.09		Full Control Joint 390 x 140 x 190	120	14.08
15.10		Half Control Joint 390 x 90 x 190	192	8.13
15.12		Lintel 390 x 140 x 190	120	16.39
15.26		Three Quarter Lintel 190 x 140 x 290	160	9.26
15.20		Knock Out 390 x 140 x 190	144	10.6
15.22		7/8 Closure 340 x 140 x 190	162	9.7
15.25		Corner Return	126	13
15.42		Channel 390 x 140 x 190	144	11.01
15.45		E Block 390 x 140 x 190	144	9.6
15.48		H Block 390 x 140 x 190	144	10.9
15.739		45 Degree Squint	135	11.63

150MM SERIES - 6 INCH - Cont'd				
CODE	PRODUCT	DESCRIPTION	NO. PER PALLET	WEIGHT (KG)
15.71		Half Height Standard 390 x 140 x 90	288	5
15.745		Louvre Block 390 x 140 x 190	120	15.38
15.31C		Cap 390 x 140 x 40	384	4.74
300MM SERIES - 12 INCH				
CODE	PRODUCT	DESCRIPTION	NO. PER PALLET	WEIGHT (KG)
30.01		Standard 390 x 290 x 190	72	15.31
30.02		Three Quarter 290 x 290 x 190	80	14.3
30.03		Half (20.02) 190 x 290 x 190	144	7.73
30.04		Quarter (10.02) 90 x 290 x 190	240	8.1
30.18		Deep Lintel 390x290x190mm	72	17.1
30.45		Cleanout 390 x 290 x 190	72	16.65
30.48		H Block 390 x 290 x 190	72	12.7
30.71		Half Height Standard 390x290x90mm	120	10
30.925		Single Core 390x290x190mm	72	18.87
40.40		Standard 390x390x190mm	54	21.68



Grey Block

FREE PALLET COLLECTION

For free pallet collection service call 1300 781 620 or lodge a pick up online at www.apexmasonry.com.au or drop pallets back to place of purchase.



P 1300 781 620

F 07 4121 7170

E sales@apexmasonry.com.au

17 Industrial Avenue
Maryborough Q 4650

apexmasonry.com.au

TrendStone®, LeMode®, Sierra®, Centro® and Classic Wall® are registered Trademark

COLOUR VARIATION

Due to the changes in raw material, variation in colour can occur. When ordering your product, order all products of your project together to reduce the possibility of colour variation. We do not guarantee different batches will be the same colour.

EFFLORESCENCE

Efflorescence (a salty deposit) is a natural occurrence in masonry products. Efflorescence does not affect the structural integrity of the product and will usually diminish and disappear in the course of time as the product is exposed to the elements. No responsibility will be accepted for the occurrence of efflorescence.

CLAIMS

Claims must be reported within 72 hours of delivery. No claims will be accepted once product has been installed. Please contact the store where goods were purchased to report any concerns regarding product delivery or quality.

Minimum order quantities apply to Made to Order colours.